

How to sort your waste

Call +47 952 53 515 if the bin is not collected as planned.

Read about **what the waste is converted to** on the next page.




Biowaste

Food and garden waste from households, without packaging.

TIPS

- Plastic bags in the biowaste ruin the composting process.
- Biodegradable bags can be used to prevent odours and keep the bin cleaner.
- Try not to put leaves, garden waste and sawdust at the bottom of the bin as this can easily become compact.
- Glass is not compostable.
- Clean the bin after it is emptied.
- Placing a newspaper at the bottom of the bin in the winter can help prevent the waste from freezing.




Paper waste

Paper and cardboard that are not damp or soiled.

TIPS

- Try not to cram too much in as the paper can easily get stuck in the bin. This particularly applies to pizza boxes and other cardboard, for example.
- You can tear up large boxes to prevent them from getting stuck.
- The paper must not be wet or soiled.
- You don't have to remove staples or sticky tape.
- All drink cartons can be recycled; both large and small, with and without screw caps or lids. Place the cartons in the paper bin.




Residual waste

Mixed waste and waste that is not covered in other waste sorting categories.

TIPS

- Bulky waste should be taken to the waste recycling centre.
- Do not overfill the bin as it will become a target for birds and other animals.
- Dirty plastic can be placed with the residual waste.




Glass and metal packaging

Glass and metal for storing food and drink.

TIPS

- These can be, for example, glass bottles, glass jars, canned food boxes, soft metal cans, aluminum foil, beer and soft drinks cans, metal lids, metal cork, metal tubes and teacups.
- If the glass and metal packaging is contaminated, it must be in the residual waste



Plastic packaging

Plastic that has been used as packaging, and that is clean and dry.

TIPS

- Put clean and dry plastic packaging together in the special shiny bags provided by SIM.
- Place the bag next to the paper bin, or hang it on the bin on the collection day for paper and plastic waste.
- If you are running out of plastic bags, tie a bag used for the plastic packaging on the paper bin so that the driver knows to leave a new roll on the bin once it is emptied. You can also collect a roll of bags from your nearest waste recycling centre.
- Plastic packaging that smells must not be placed in the bag. If you can't get the plastic clean with cold water, put it with the residual waste.



Hazardous waste

Waste that can be harmful to the environment and the health of people and animals.

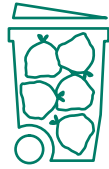
DELIVERY: At the waste recycling centre.

TIPS: Are you in doubt? Assume that it may be hazardous. Remember to mark the contents on bottles/tins.



Bin not been emptied?

Call the duty staff on +47 952 53 515.



Bin broken/ want to change bin?

Call our switchboard on +47 53 45 78 50 or e-mail sim@sim.as.



Our bin replacement round is every 5 weeks. You could also get a replacement bin at our recycling centres.

See also www.sim.as for more information on, for example:

- sorting guides in other languages
- prices
- collection calendars
- clean-up initiatives
- collection days
- composting
- container hire



SIM

**Sunnhordland
Interkommunale
Miljøverk IKS**

Meatjønnsvegen 43
N-5412 Stord Norway
Telephone: +47 53 45 78 50
E-mail: sim@sim.as
www.sim.as

How is the waste used?

Biowaste:

Made into new compost soil, which can be bought at all of SIM's waste recycling centres.



Paper waste:

Made into new paper/new cartons.



Residual waste:

Goes to energy recovery and is converted to electricity and district heating.



Plastic packaging:

Converted to new plastic products. For example boxes, rubbish bins, office chairs, flower pots, pipes, hoses, clothes hangers, fabrics (fleece), car parts, bottles, cling wrap, carrier bags etc.



Hazardous waste:

Sent to controlled landfilling or incineration.



Glass and metal packaging:

Converted into new glass, foam glass, insulation, nails, screws, paper clips, gardening tools, packaging, wheel rims and bicycle parts.



To download the SIM app, search for 'SIM tømme kalender' in **Google Play™** or **App Store®**.



Visit us on Facebook
facebook.com/SIMrenovasjon



WASTE RECYCLING CENTRE OPENING HOURS*

*Closed on Easter Saturday, Christmas Eve and New Year's Eve.

AUSTEVOLL, PORSDALEN

Monday and Thursday 10:00-18:00 hrs

1 April-30 Sept.:

Alternate Saturdays (odd number weeks) 09:00-14:00 hrs.

1 Oct.-31 March: Last Saturday of the month 09:00-14:00 hrs

BØMLO, HOLLUNSDALEN

Monday and Wednesday 12:00-18:00 hrs

Tuesday and Thursday 07:00-15:00 hrs

1 April-30 Sept.:

Alternate Saturdays (odd number weeks) 10:00-14:00 hrs.

1 Oct.-31 March: Last Saturday of the month 10:00-14:00 hrs

FITJAR, SVARTASMÅGET

Monday 10:00-18:00 hrs

KVINNHERAD, HUSNES INDUSTRIAL AREA

Monday and Thursday 12:00-18:00

Tuesday and Friday 08:00-13:00 hrs

1 April-30 Sept.:

Alternate Saturdays (even number weeks) 09:00-14:00 hrs.

1 Oct.-31 March: First Saturday of the month 09:00-14:00 hrs

STORD, HEIANE WASTE RECYCLING CENTRE

Monday, Wednesday and Thursday 10:00-18:00 hrs

Tuesday and Friday 07:00-15:00 hrs - Saturday 09:00-14:00 hrs

SVEIO, SVEIÅSEN

Monday and Thursday 10:00-18:00 hrs

TYSNES, EREDALEN

Monday and Thursday 10:00-18:00 hrs

1 April-30 Sept.:

Alternate Saturdays (even number weeks) 09:00-14:00 hrs.

1 Oct.-31 March: Last Saturday of the month 09:00-14:00 hrs